

# ISBT 128 PRODUCT CODE SELECTION FOR CELL THERAPY PRODUCTS

Leigh Sims Poston, BS MT(ASCP)

NMDP Webinar

April 8-9, 2014

# PRODUCT CODE SELECTION

## Session Outline and Objectives:

### **1. Background**

- Review Resource Information
- Review the terminology to better understand product descriptions
- Review concepts to better understand product code selection

### **2. Discuss Scenarios**

- Review examples of product descriptions for product code selection


### **3. Q & A**

- Address questions from the audience

# PRODUCT CODE SELECTION

## Resource Information:

- ICCBBA Website:
  - ❖ <http://www.iccbba.org>
- Cellular Therapy Homepage:
  - ❖ [http://www.iccbba.org/cellulartherapy\\_home.html](http://www.iccbba.org/cellulartherapy_home.html)



# PRODUCT CODE SELECTION

## Resource Information:

- Standard Terminology for Blood, Cellular Therapy, and Tissue Product Descriptions  
v4.33 March 2014 (*Current Version - Updated Monthly*)
- IG-036 Revised Cellular Therapy Terminology  
v1.0.0 August 2013
  - Contains the Crosswalk Attachment
- IG-022 Use of Product Code Data Structure  
003-Cellular Therapy v1.1.0 August 2013

# PRODUCT CODE SELECTION



## ISBT 128 Standard

### Standard Terminology for Blood, Cellular Therapy, and Tissue Product Descriptions

For Use with Product Description Code Database

**Version 4.32**  
**February 2014**

Tracking Number ICCBBA ST-002



Published by:  
ICCBBA

PO Box 11309, San Bernardino, CA 92423-1309 USA

Telephone: +1.909.793.6516  
E-mail: [iccbba@iccbba.org](mailto:iccbba@iccbba.org)

Fax: +1.909.793.6214  
Website: <http://www.iccbba.org>

## 3 Cellular Therapy

**Important Note:** The terms and definitions represented in this section were developed in 2012-2013. Products labeled prior to the introduction of this terminology and coding system were defined using a different coding system. See Chapter 12 for definitions of these codes. The document *Implementation Guide, Revised Cellular Therapy Terminology (2013)* provides information about the transition from previously used codes and definitions to those currently used.

### 3.1 Class

Class names are in the format type of cells, comma, source of cells.

#### 3.1.1 Subcategories of Classes

Cellular therapy products are divided into two class name subcategories.

##### Subcategory 1:

At collection the product code will describe the composition of the cell therapy products. It can be HPC, NC, or MNC. These products can be collected for direct infusion without further manipulation. HPCs may be further manipulated, but would retain the class name HPC if they are used as a source of hematopoietic progenitor cells. If these products undergo modification such as cryopreservation and thawing, the class will not change but the modification is added into the product description as an attribute.

##### Subcategory 2:

After enumeration or manufacture/processing of the collected products, the product may be identified by the target cell population. These class names are based on desired cell population thought to present in the product.

# PRODUCT CODE SELECTION

## IMPLEMENTATION GUIDE

Revised Cellular  
Therapy Terminology  
Version 1.0.0  
August 2013

Tracking Number ICCBBA IG-036  
Published by: ICCBBA

## IMPLEMENTATION GUIDE

Use of the Product Code  
[Data Structure 003]  
Cellular Therapy  
Version 1.1.0  
August 2013

Tracking Number ICCBBA IG-022  
Published by: ICCBBA

# PRODUCT CODE SELECTION

## IMPLEMENTATION GUIDE

Use of the Product Code

[Data Structure 003]

Cellular Therapy

Version 1.1.0

August 2013

Tracking Number ICCBBA IG-022

Published by: ICCBBA



# PRODUCT CODE SELECTION

## Use of Product Code [Data Structure 003] - Cellular Therapy

- Section 2: Product Code
- Section 3: Product Description Code
- Section 4: Donation Type Code
- Section 5: Division Code



# PRODUCT CODE SELECTION

Product Code: 8 Characters Long

S11804A0

**S1180**      Product Description Code  
(5 Character)

**4**      Donation Type Code  
(1 Character)

**A0**      Division Code [00 at collection]  
(2 Character) \* >26 divisions – see: *IG Use of Product Divisions*  
[Data Structure 032]

# PRODUCT CODE SELECTION

## IMPLEMENTATION GUIDE

Revised Cellular Therapy  
Terminology

Version 1.0.0

August 2013

Tracking Number ICCBBA IG-036


Published by: ICCBBA

# PRODUCT CODE SELECTION

1. Introduction
2. Changed Class Names
3. Changes to Definitions of Classes
4. Modifiers Converted to Attributes
5. New Attributes to Support Elimination of Modifiers
6. Attributes Moved or Retired from the Manipulation Group
7. Replacements for TC-T Cells Product Description Codes
8. Product Description Code Retirement
9. Crosswalk Old Product Descriptions to New Product Descriptions


# PRODUCT CODE SELECTION

What is the key?



# PRODUCT CODE SELECTION

Understand the definitions of the terms used to describe a product.



# PRODUCT CODE SELECTION

## Product Description Code

- Class
  - Subcategory 1
  - Subcategory 2
- Attribute
  - Core Conditions (Mandatory)
  - Groups (Optional Variables )

# PRODUCT CODE SELECTION

- Class
  - Two Subcategories, both employ a comma
  - Definitions were changed to establish a common format for defining classes.
  - Format: “Type of Cells, Source of Cells”  
Example:        NC, MARROW (Subcategory 1)  
                     MSC, MARROW (Subcategory 2)



# PRODUCT CODE SELECTION

- Class: Subcategories
  - Subcategory 1: (Collection)
    - At collection the product code will describe the composition of the cell therapy products.
    - HPC, NC or MNC
    - These products can be collected for direct infusion without further manipulation.
    - HPCs may be further manipulated, but would retain the class name HPC if they are used as a source of hematopoietic progenitor cells.

Examples:           HPC, APHERESIS  
                          NC, MARROW  
                          MNC, APHERESIS

# PRODUCT CODE SELECTION

- Class: Subcategories
  - Subcategory 2: (After Manufacture, Enumeration)
    - After enumeration or manufacture / processing of the collected products, the product may be identified by the target cell population.
    - These class names are based on desired cell population thought to be present in the product.

Example:        MSC, MARROW  
                  T CELLS, APHERESIS

# PRODUCT CODE SELECTION


- Modifiers

- Eliminated as an individual concept
- Converted to Attributes

Consistent with tissue terminology

Allows for growth within the database structure

# PRODUCT CODE SELECTION

Modifiers  Attributes

- Mobilization
  - Mobilized and Non-Mobilized  
The terms were removed from class definitions and are now terms in the Attribute Group - *Mobilization*.
- Pooled Single Donor
  - The term was part of a class name and was used in the class definition. Pooled is now Pooled Single Donor in the Attribute Group - *Pooled Single Donor*.
- Cryopreserved
  - The term was a modifier and is now in the Attribute Group - *Modification*

# PRODUCT CODE SELECTION

- Attributes:
  - Core Conditions  
(Anticoagulant/Volume/Temperature)
  - Groups and Variables  
New Groups as well as Variables within the groups were created.

# PRODUCT CODE SELECTION

## Attribute Groups

Group Name	Description
Intended Use	Describes the expected use of the product.
Manipulation	Describes processing applied to a product other than to enrich or reduce a cell population.
Preparation — Cryoprotectant	Active cryoprotectant in the product.
Preparation – Blood Component from Third Party Donor	Describes blood products from other donors used during processing, such as albumin, Fresh Frozen Plasma, AB serum, Red Blood Cells.
Preparation – Other Additives	Describes additives introduced other than as part of the anticoagulant solution at the time of collection.
Genetically Modified	Cells which have been modified by the insertion of exogenous genetic material.
Irradiation	Indicates whether or not the product has been irradiated.
Modification	Processing that changes the cellular milieu and maintains the integrity of the target cell population.
Mobilization	Indicates whether or not an agent was administered to the donor/patient to increase the yield of target cells collected.
Pooled Single Donor	Indicates whether or not the product is a combination of multiple collections of the same product type from the same donor or aliquots of the same collection.
Cultured	Indicates whether or not cells have been maintained ex vivo to activate, expand, or promote development of a specified cell population in the presence of specified additives.
Enrichment	Provides information on processing to enrich cell population
Reduction	Provides information on processing to reduce cell population or plasma

# PRODUCT CODE SELECTION

## Attribute Group: Intended Use

Describes the expected use of the product.

- 4 Options (currently)

- Default: For Administration

- For patient use: The product is intended for administration to patients.

This does not mean the product has been released.



# PRODUCT CODE SELECTION

Attribute Group: Preparation – Cryoprotectant

Active cryoprotectant in the product

- 8 Options (currently)
  - Default: No Cryoprotectant  
No cryoprotectant has been added.

Options for cryoprotectant include concentration not specified in coding.

# PRODUCT CODE SELECTION

## Attribute Group: Mobilization

Indicates whether or not an agent was administered to the donor/patient to increase the yield of target cells collected.

- 3 Options

- Default: Not Specified

Mobilization is not specified in the coding.

\*Mobilization is no longer assumed in definitions and should be specified when applicable.

# PRODUCT CODE SELECTION

Attribute Group: Pooled Single Donor

Indicates whether or not the product is a combination of multiple collections of the same product type from the same donor or aliquots of the same collection.

- 2 Options

- Default: Not Specified

- Information about product pooling is not specified in the coding.

# PRODUCT CODE SELECTION

## Attribute Group: Modification

Processing that changes the cellular milieu and maintains the integrity of the target cell population.

- 5 Options (currently)
  - Default: Not Specified

Modifications are not specified in the coding.

# PRODUCT CODE SELECTION

## Attribute Group: Manipulation

- The Manipulation Attribute Group was divided into four groups by creating three new ones.
  - Manipulation
  - Enrichment
  - Reduction
  - Cultured

# PRODUCT CODE SELECTION

## Attribute Group: Manipulation

Describes processing applied to a product other than to enrich or reduce a cell population.

- 6 Options (currently)

- Default: Not Specified

- No information about processing is specified in this Attribute group.

# PRODUCT CODE SELECTION

Attribute Group: Manipulation

FAQ:

- Should I select “Filtered” for my bone marrow at collection?
  - The bone marrow harvest procedure includes a series of filters to obtain the collected product. This is not considered a separate manipulation step.
  - Select “Filtered” if an independent filtration is performed. (Ex. In laboratory, using a 170 - 260 micron filter)



# PRODUCT CODE SELECTION

## Attribute Group: Enrichment

Provides information on processing to enrich cell population.

- 12 Options (currently)

- Default: Not Specified

- No information about cell enrichment is specified in the coding.

# PRODUCT CODE SELECTION

## Attribute Group: Reduction

Provides information on processing to reduce cell population or plasma.

- 10 Options (currently)
  - Default: Not Specified

No information about cell or plasma reduction is specified in the coding.

# PRODUCT CODE SELECTION

Attribute Groups: Enrichment / Reduction

FAQ:

- How do I select RBC and Plasma Reduced for my product description?
- Where is the volume reduced option to describe my concentrated product?

[Review the Definitions](#)

# PRODUCT CODE SELECTION

Attribute Groups: Enrichment / Reduction

FAQ:

- How do I select RBC and Plasma Reduced for my product description?
  - Select “Buffy coat enriched” from the Enrichment Group.
- Definition: Buffy coat enriched
  - Cells remaining after reduction of mature erythrocytes and plasma.

# PRODUCT CODE SELECTION

Attribute Groups: Enrichment / Reduction

FAQ:

- Where is the volume reduced option to describe my concentrated product?
  - Select “Plasma Reduced” from the Reduction Group.
- Definition: Plasma reduced
  - The cells remaining after a portion of the plasma has been depleted by sedimentation or centrifugation.

# PRODUCT CODE SELECTION

## Attribute Group: Cultured

Indicates whether or not cells have been maintained ex vivo to activate, expand, or promote development of a specified cell population in the presence of specified additives.

- 2 Options
  - Default: Cultured: No  
Product was not cultured.

# PRODUCT CODE SELECTION

## Attribute Group: Irradiation

Indicates whether or not the product has been irradiated.

- 2 Options
  - Default: Irradiation: No  
Product was not irradiated.



# PRODUCT CODE SELECTION

Attribute Group: Genetically Modified

Cells which have been modified by the insertion of exogenous genetic material.

- 2 Options
  - Default: Genetically modified: No  
Not genetically modified.

# PRODUCT CODE SELECTION

Attribute Group: Preparation – Blood Component  
from Third Party Donor

Describes blood products from other donors used during processing such as albumin, Fresh Frozen Plasma, AB Serum, Red Blood Cells.

- 2 Options
  - Default: 3<sup>rd</sup> Party Comp: No  
No third party blood component added.

# PRODUCT CODE SELECTION

Attribute Group: Preparation – Blood Component  
from Third Party Donor

FAQ:

- Do I use this attribute group if I make cryoprotectant solution (freeze mix) with Human Serum Albumin?
  - Yes, HSA is a 3<sup>rd</sup> Party Blood Component

# PRODUCT CODE SELECTION

Attribute Group: Preparation – Other Additives

Describes additives present in the product.

- 5 Options (currently)
  - Default: Other Additives: No  
No additives other than as part of the anticoagulant solution at the time of collection.

# PRODUCT CODE SELECTION

Attribute Group: Preparation – Other Additives

Describes additives present in the product.

- 5 Options
  - Default: Other Additives: No
  - Concurrent Plasma
  - Concurrent Plasma + Other
  - Other additives present
  - Other additives including animal source

# PRODUCT CODE SELECTION

Attribute Group: Preparation – Other Additives

FAQ:

- Do I use this attribute group if my product is diluted?
  - Yes
    - “Diluted” was removed from the Manipulation group to eliminate redundancy in coding.

# PRODUCT CODE SELECTION

Attribute Group: Preparation – Other Additives

FAQ:

- Do I request a new option within this group to identify my specific additive? Example: Saline
  - No, Other additives present – means “Other additives present”.

The specific type of additive is not specified in coding but is identified in the accompanying labeling information.



# PRODUCT CODE SELECTION

Attribute Group: Preparation – Other Additives

FAQ:

- Do I use this attribute group if I make the cryopreservation solution (freeze mix) with Normasol, Plasma-Lyte or another electrolyte solution?
  - Yes, select attribute “Other additives present”

# PRODUCT CODE SELECTION

Attribute Group: Preparation – Other Additives

FAQ:

- If I dilute my product with concurrent plasma and add an animal source product during processing, may I select both attributes?
  - No, You may select one option for each attribute group. Select the option that is the most important to identify in coding.  
“Other additives including animal source”

# PRODUCT CODE SELECTION

## Points To Remember:

- You are not required to select an attribute variable from each of the 13 attribute groups.
  - Core Attributes are required. (May not be specified in code.)
  - You may not specify more than one variable for each attribute group.
- Default will vary with attribute group.
  - Default is not always “Not Specified”

# PRODUCT CODE SELECTION


## Points To Remember:

- “See Accompanying Documentation”
  - Not all information can be captured in coding.
- Not all processing steps need to be captured in product coding.
  - Just because you perform a process doesn't mean you need to code for that process.

# PRODUCT CODE SELECTION

Product descriptions are listed in a very structured way in the Product Description Codes Database.

- The characters that separate each term (Class, Attribute Core Conditions, and Attribute Variables) are consistent.



Product Code	Description
S1150	HPC, CORD BLOOD NS/XX/<=-150C 10% DMSO Other Additives:Yes Cryopreserved
S1154	HPC, APHERESIS NS/XX/<=-150C 6% HES + 5% DMSO 3rd Party Comp:Yes Cryopreserved Mobilized

# PRODUCT CODE SELECTION

## Examples

Walk through some  
selections together



# PRODUCT CODE SELECTION

Examples:

- HPC, MARROW
  - Collected Product
  - Final Product
- HPC, APHERESIS
  - Collected Product
  - Final Product



# PRODUCT CODE SELECTION

Examples:

- MNC, APHERESIS
  - Collected Product
- T CELLS, APHERESIS
  - Final Product
- NC, WHOLE BLOOD
  - Collected Product
- T CELLS, WHOLE BLOOD
  - Final Product

# PRODUCT CODE SELECTION

Example: HPC, MARROW - Collected Product

Class: HPC, MARROW (Subcategory 1)

Attribute: Core Conditions

Heparin (Anticoagulant)

XX (Volume)

rt (Storage Temperature)

Attribute: Groups & Variables

Not Specified in Coding

S1152 HPC, MARROW|Heparin/XX/rt



# PRODUCT CODE SELECTION

Question:

Does the volume  
on the label  
include the  
anticoagulant /  
harvest media?

Yes,

Total Volume = Total Volume in the bag

	
A9999 14 123498 8 <span style="border: 1px solid black; padding: 0 2px;">3</span>	
Springfield University Medical Center 1411 University Parkway Springfield, CA 92111	
Collection Date	11 JAN 2014
For Autologous Use Only	
	
S1152100	AUTOLOGOUS
HPC, MARROW	
Total Volume <u>978</u> mL containing approx <u>175</u> mL Heparin ( <u>1000</u> U/mL)	
Store at room temperature	
Donor/Recipient: HERNANDEZ, JUAN M Recipient ID: 123456147 Date of Birth: 03 MAR 1965	

# PRODUCT CODE SELECTION

Example: HPC, MARROW - Collected Product

Class: HPC, MARROW (Subcategory 1)

Attribute: Core Conditions

Citrate (Anticoagulant)

XX (Volume)

refg (Storage Temperature)

Attribute: Groups & Variables

Not Specified in Coding

S1136 HPC, MARROW|Citrate/XX/refg

# PRODUCT CODE SELECTION

Example: HPC, MARROW - Final Product

Class: HPC, MARROW ([Subcategory 1](#))

Attribute: Core Conditions Heparin/XX/≤-120C

Attribute: Groups & Variables

10 % DMSO (Preparation Cryoprotectant)

3<sup>rd</sup> Party Comp: Yes (Preparation – 3<sup>rd</sup> Party Donor)

Other Additives: Yes (Preparation – Other Additive)

Cryopreserved (Modification)

Buffy Coat Enriched (Enrichment)

S1517 HPC, MARROW|Heparin/XX/≤-120C|10% DMSO|3rd Party  
Comp:Yes|Other Additives:Yes|Cryopreserved|Buffy coat enriched

# PRODUCT CODE SELECTION

Example: HPC, APHERESIS - Collected Product

Class: HPC, APHERESIS ([Subcategory 1](#))

Attribute: Core Conditions

Citrate ([Anticoagulant](#))

XX ([Volume](#))

refg ([Storage Temperature](#))

Attribute: Groups & Variables

Mobilized ([Mobilization](#))

S1128 HPC, APHERESIS|Citrate/XX/refg|Mobilized

# PRODUCT CODE SELECTION

Example: HPC, APHERESIS - Final Product

Class: HPC, APHERESIS (Subcategory 1)

Attribute: Core Conditions Citrate/XX/≤-150°C

Attribute: Groups & Variables

10 % DMSO (Preparation Cryoprotectant)

3<sup>rd</sup> Party Comp: Yes (Preparation – 3<sup>rd</sup> Party Donor)

Other Additives: Yes (Preparation – Other Additive)

Cryopreserved (Modification)

Mobilized (Mobilization)

Plasma Reduced (Reduction)

S1446 HPC, APHERESIS|Citrate/XX/≤-150C|10% DMSO|3rd Party  
Comp:Yes|Other Additives:Yes|Cryopreserved|Mobilized|Plasma reduced



# PRODUCT CODE SELECTION

Example: MNC, APHERESIS - Collected Product

Class: MNC, APHERESIS ([Subcategory 1](#))

Attribute: Core Conditions

Citrate ([Anticoagulant](#))

XX ([Volume](#))

refg ([Storage Temperature](#))

Attribute: Groups & Variables

Non-mobilized ([Mobilization](#))

S1226 MNC, APHERESIS|Citrate/XX/refg|Non-mobilized

# PRODUCT CODE SELECTION

Example: T CELLS, APHERESIS - Final Product

Class: T CELLS, APHERESIS ([Subcategory 2](#))

Attribute: Core Conditions Citrate/XX/≤-150°C

Attribute: Groups & Variables

5 % DMSO (Preparation Cryoprotectant)

3<sup>rd</sup> Party Comp: Yes (Preparation – 3<sup>rd</sup> Party Donor)

Other Additives: Yes (Preparation – Other Additive)

Cryopreserved (Modification)

S2131 T CELLS, APHERESIS|Citrate/XX/<=-150C|5% DMSO|3rd Party  
Comp:Yes|Other Additives:Yes|Cryopreserved

# PRODUCT CODE SELECTION

Example: NC, WHOLE BLOOD - Collected Product

Class: NC, WHOLE BLOOD ([Subcategory 1](#))

Attribute: Core Conditions

Heparin ([Anticoagulant](#))

XX ([Volume](#))

rt ([Storage Temperature](#))

Attribute: Groups & Variables

Not Specified in Coding

S1284 NC,WHOLE BLOOD|Heparin/XX/rt

# PRODUCT CODE SELECTION

Example: T CELLS, WHOLE BLOOD - Final Product  
Class: T CELLS, WHOLE BLOOD ([Subcategory 2](#))  
Attribute: Core Conditions Heparin/XX/≤ -150°C  
Attribute: Groups & Variables  
5 % DMSO (Preparation Cryoprotectant)  
3<sup>rd</sup> Party Comp: Yes (Preparation – 3<sup>rd</sup> Party Donor)  
Other Additives: Yes (Preparation – Other Additive)  
Cryopreserved (Modification)

S2132 T CELLS, WHOLE BLOOD|Heparin/XX/<=-150C|5% DMSO|3rd Party  
Comp:Yes|Other Additives:Yes|Cryopreserved

# PRODUCT CODE SELECTION

Points to Remember / Consider:



- You do not need to code for intermediate products.
- You may use local codes for situations specific to your facility.

# PRODUCT CODE SELECTION

Points to Remember / Consider:



- You do not need to specify a variable for each of the 13 Attribute Groups.
- You may not specify more than one variable for each of the 13 Attribute Groups.
- You should be aware of the default for each Attribute Group.

# PRODUCT CODE SELECTION

Points to Remember / Consider:

There are new class names for T Cells

- T Cells, Apheresis
- T Cells, Cord Blood
- T Cells, Marrow
- T Cells, Whole Blood



❖ You may not collect a Subcategory 2 Class Product



# PRODUCT CODE SELECTION

Points to Remember / Consider:



- Every manipulative step performed does not need to be included in product coding.
- Resources are available to help you.

# PRODUCT CODE SELECTION



**ISBT 128**  
More than Identification

Lookup Tools

[ISBT 128 Basics](#) | [Subject Area](#) | [Tech Library](#) | [Registration and Licensing](#) | [About ICCBBA](#) | [Lookup Tools](#) | [Committees](#)

[Home](#) > [Lookup Tools](#) > [Find Product Information](#)

Inside this section:

**Lookup Tools**

---

[Find Facility Information](#)

---

[Find Product Information](#)

---

[Quick K Calculator](#)

Welcome Active Subscriber.  
Click here to [Logout](#)

[Site Map](#) | [Policies](#) | [Contact Us](#)



ICCBBA enhances safety for patients by managing and promoting the ISBT 128 International information standard for use in transfusion and transplantation.

©2013 ICCBBA. All Rights Reserved.  
Updated: 5/12/2013

## Product Description Code Lookup Program

Overview

This program allows you to search for product description codes.

*Must be logged on to view the program*

Product Description Code Lookup Program

Download the program [here](#). 4MB

After installing the Product Lookup Program Version 3, you will have to download three Text files from the [ICCBBA website](#) into the same folder that the program is saved in on your computer. These Text files are listed on the ICCBBA website as:

- 1) Text - Attribute
- 2) Text - Class
- 3) Text - Product Description

When saving these Text files, use the default file names given to them:

- 1) attribute
- 2) class
- 3) productdescription

For further information on how to use this program see our basic factsheet entitled "Product Code Selection" in the "ISBT 128 Basics" section or [click here](#).

**\*DO NOT OPEN MULTIPLE SCREENS WHEN USING THE LOOKUP PROGRAM!**

If the search window containing drop down menus and the product description code search feature are open simultaneously they will not yield results.

**\* The lookup program is not compatible with MacOS**

# PRODUCT CODE SELECTION

<b>Cellular Therapy Product Description Code Request Form</b>	
Form for use by facilities making requests to the ICCBBA office. <a href="#">Please see instructions here.</a>	
<a href="#">List all entries.</a> * <a href="#">Export tab delimited.</a>	
Facility Identification Number	<input type="text"/> *
Contact Name	<input type="text"/> *
Contact Email Address	<input type="text"/> *
Component Class	CONCURRENT PLASMA, APHERESIS ▾ *
Anticoagulant Type	Citrate ▾ *
Volume	XX ▾ *
Storage Temperature	Refr ▾ *
Intended Use	Default: For administration ▾
Manipulation	Default: Not specified ▾
Preparation: Cryoprotectant	Default: No Cryoprotectant ▾
Preparation: Blood Component From Third Party Donor	Default: 3rd party comp: NO ▾
Preparation: Other Additives	Default: Other additives: No ▾
Genetically Modified	Default: Genetically Modified: No ▾
Irradiation	Default: Irradiation:No ▾
Modification	Default: Not specified ▾
Mobilization	Default: Not specified ▾
Pooled Single Donor Group	Default: Not specified ▾
Cultured	Default: Cultured:No ▾
Enrichment	Default: Not specified ▾
Reduction	Default: Not specified ▾
<input type="button" value="Submit to ICCBBA"/> <input type="button" value="Reset"/>	

# RESOURCE CONTACTS

- ICCBBA Website:

- ❖ <http://www.iccbba.org>

- Cellular Therapy Homepage:

- ❖ [http://www.iccbba.org/cellulartherapy\\_home.html](http://www.iccbba.org/cellulartherapy_home.html)

- ICCBBA Office:

- ❖ [iccbba@iccbba.org](mailto:iccbba@iccbba.org)





*Thank You*

Contact Information:  
Leigh Sims Poston  
[leigh.poston@yahoo.com](mailto:leigh.poston@yahoo.com)



# Product Code Selection

Q & A Time

